

Please complete and return sheet to tradesales@europlaspvcu.co.uk

Note : Verbal confirmations or instructions will not be taken

Company Name : _____

Contact Name : _____ Contact Telephone : _____

Email : _____

Date : _____

Job Reference : _____

Installation Postcode : _____ Preferred Delivery Date : _____

Instructions : _____

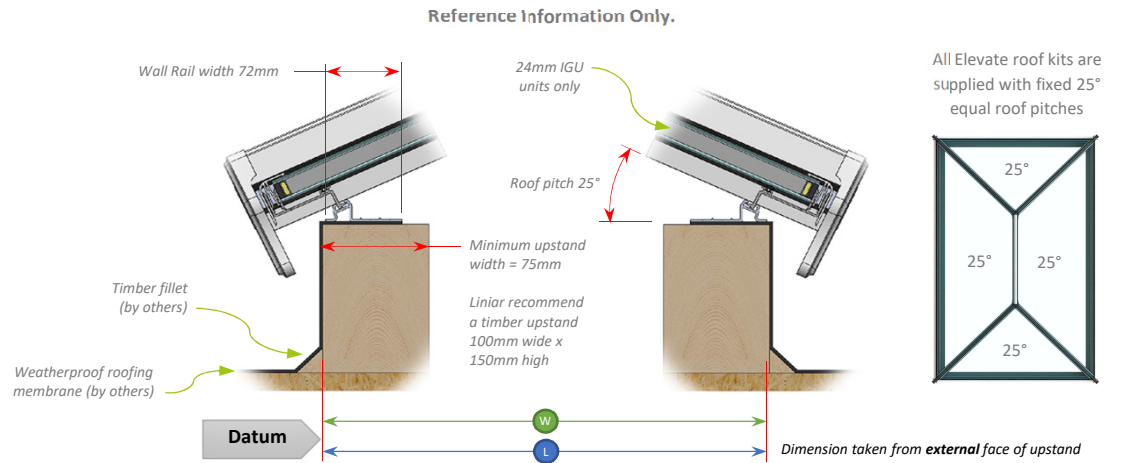
W : _____ (mm)

L : _____ (mm)

Elevate Min & Max Sizes	Min	Max
External Upstand Length (mm) :	1050	5400
External Upstand Width (mm) :	750	2400

Kits will be supplied with a minimum ridge length of 300mm

Tick Box of Required Roof Colour	External Colour								
	White (substrate)	Golden Oak	Rosewood	Chartwell Green	Black	7016 Grey	Irish Oak	White	Cream
All Colours Foiled Finish UOS									
Internal Colour									
White (substrate) :	<input type="checkbox"/>	<input type="checkbox"/>	<input type="checkbox"/>	<input type="checkbox"/>	<input type="checkbox"/>	<input type="checkbox"/>	<input type="checkbox"/>	<input type="checkbox"/>	<input type="checkbox"/>
Golden Oak :	<input type="checkbox"/>	<input type="checkbox"/>	<input type="checkbox"/>	<input type="checkbox"/>	<input type="checkbox"/>	<input type="checkbox"/>	<input type="checkbox"/>	<input type="checkbox"/>	<input type="checkbox"/>
Rosewood :	<input type="checkbox"/>	<input type="checkbox"/>	<input type="checkbox"/>	<input type="checkbox"/>	<input type="checkbox"/>	<input type="checkbox"/>	<input type="checkbox"/>	<input type="checkbox"/>	<input type="checkbox"/>
7016 Grey :	<input type="checkbox"/>	<input type="checkbox"/>	<input type="checkbox"/>	<input type="checkbox"/>	<input type="checkbox"/>	<input type="checkbox"/>	<input type="checkbox"/>	<input type="checkbox"/>	<input type="checkbox"/>



Roof kit designs will be supplied on the design configurations below.
All roofs will feature no vents UOS.

Key :

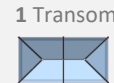
 	Blue shaded colour = 4-16-4mm glass (20kg/m ²)
 	Green shaded colour = 6-14-4mm glass (25kg/m ²)
0	Value = Number of Transoms (0-3)

Roof vent feasibility is subject to the proposed roof width and transom centres.
Foiled vent options are no longer available
Coloured vents are supplied in a sprayed finish

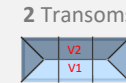
External Upstand Length (mm)	External Upstand Width (mm)						
	up to 600	up to 900	up to 1200	up to 1500	up to 1800	up to 2100	up to 2400
up to 900	0	n/a	n/a	n/a	n/a	n/a	n/a
up to 1200	0	0	n/a	n/a	n/a	n/a	n/a
up to 1500	0	0	0	n/a	n/a	n/a	n/a
up to 1800	0	0	0	0	n/a	n/a	n/a
up to 2100	0	0	0	0	1	n/a	n/a
up to 2400	0	0	0	0	1	1	n/a
up to 2700	1	1	1	1	1	1	1
up to 3000	1	1	1	1	1	1	1
up to 3300	1	1	1	1	2	2	2
up to 3600	1	1	1	1	2	2	2
up to 3900	1	1	1	1	2	2	2
up to 4200	1	1	1	1	2	2	2
up to 4500	1	1	1	2	2	3	3
up to 4800	1	1	1	2	2	3	3
up to 5100	2	2	2	2	3	3	3
up to 5400	2	2	2	3	3	3	3



No Roof Vent Options Available



No Roof Vent Options Available



Include 1 Roof Vent:
Include 2 Roof Vents:



Include 2 Roof Vents:
Include 4 Roof Vents:

Roof Glazing

Is Glazing Required ?
Yes : No :

Tick glazing colour if required	Blue	Clear	Neutral	Bronze	Aqua	Sunshade Blue
1.2 U-value :	<input type="checkbox"/>	<input type="checkbox"/>	<input type="checkbox"/>	<input type="checkbox"/>	<input type="checkbox"/>	n/a
1.0 U-value * :	<input type="checkbox"/>	<input type="checkbox"/>	<input type="checkbox"/>	<input type="checkbox"/>	<input type="checkbox"/>	<input type="checkbox"/>

All Elevate glazed roof kit widths up to 2100mm will be supplied in 4-16-4mm glazing (@ 20kg/m²), further kit widths up to 2400mm will be supplied in 6-14-4mm (@ 25kg/m², * also add 0.1 to the U-value). Any Elevate unglazed kit roofs must adhere to these glazing rules.

Roof Vent Accessories :

- Brass effect (Gold) 1m pole :
- Chrome 1m pole :
- Electric Motor :
- Rocker Switch (single) :
- Rain check :
- Full Climate Control :

Additional Comments :
